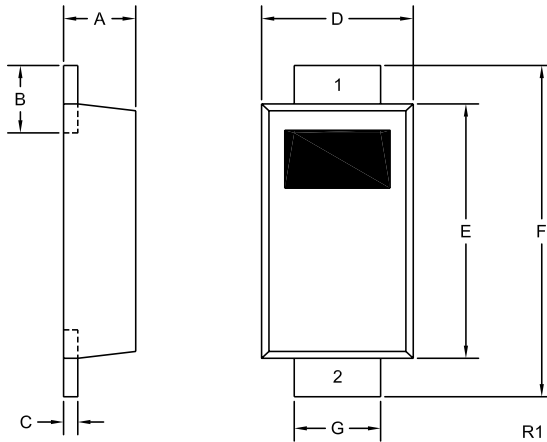


# Package Details

## SOD-123F Case



### Mechanical Drawing



SYMBOL	INCHES		MILLIMETERS	
	MIN	MAX	MIN	MAX
A	0.035	0.043	0.88	1.08
B	0.020	0.031	0.50	0.80
C	0.004	0.008	0.10	0.20
D	0.065	0.077	1.65	1.95
E	0.104	0.116	2.65	2.95
F	0.140	0.156	3.55	3.95
G	0.030	0.041	0.75	1.05

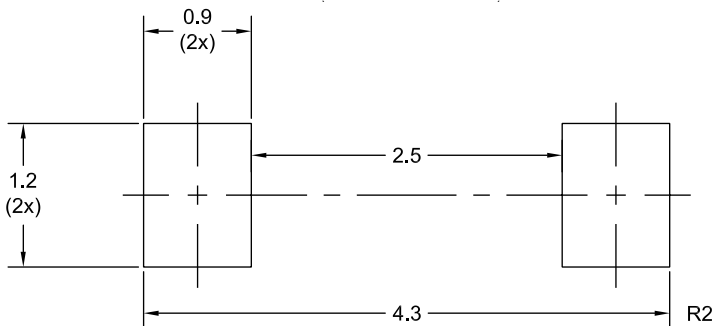
SOD-123F (REV:R1)

#### Lead Code:

- 1) Cathode
- 2) Anode

Part Marking: 3-5 Character Alpha/Numeric Code

### Mounting Pad Geometry (Dimensions in mm)



R3 (22-May 2024)

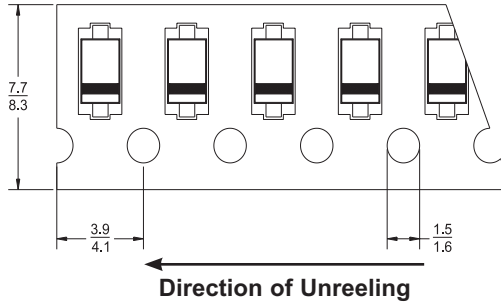
# Package Details

## SOD-123F Case



### Tape Dimensions and Orientation (Dimensions in mm)

Tape Width: 8mm



Devices are taped in accordance with Electronic Industries Association Standard EIA-481-D

### Packaging Base

7" Reel = 3,000 pcs.

### Reel Labeling Information

**Each reel is labeled with the following information:**

Central Part Number, Customer Part Number, Purchase Order Number, Quantity, Lot Number, Date Code, Ship Date and Marking Code.

### Reel Packing Information

Reel Size	Reels per Box (Maximum)	Parts per Box (Maximum)	Box Dimensions		Shipping Weight (Max.)	
			INCH	CM	LB	KG
7"	8	24,000	9x9x5	23x23x13	4	2
	17	51,000	9x9x9	23x23x23	8	4
	40	120,000	21x9x9	53x23x23	17	8
	108	324,000	27x9x17	69x23x43	45	21

### Ordering Information

- For devices taped and reeled on 7" reels, add TR suffix to part number.
- All SMDs are available in small quantities for prototype and manual placement applications.

R3 (22-May 2024)