

CFTVS5V0BULC

5.0V, Bi-Directional Ultra Low Capacitance Transient Voltage Suppressor in the SOD-882L package



Central Semiconductor's **CFTVS5V0BULC** is an ultra low capacitance, low leakage, fast response, bi-directional TVS in the space saving SOD-882L surface mount package. This device is designed to protect sensitive equipment connected to high speed data lines against ESD damage. The low 0.35pF maximum capacitance of the CFTVS5V0BULC is an essential characteristic in preventing signal degradation.

Features

- Ultra low capacitance
- Low leakage current
- 15kV ESD protection

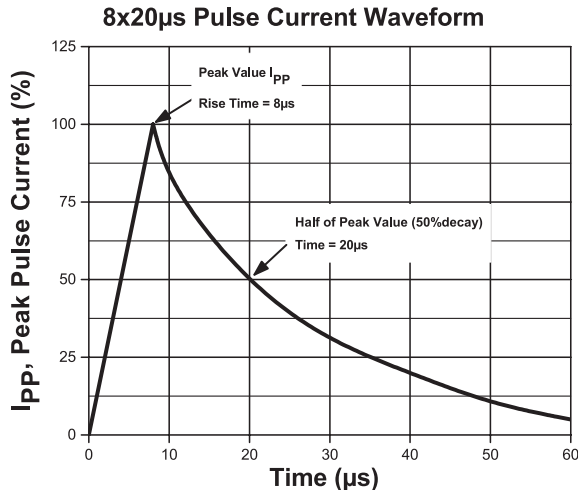
Applications

- High speed data line protection ideal for USB 3.1, Thunderbolt and HDMI 2.0
- User interface protection
- Charging/power port protection

Benefits

- Space saving SOD-882L package
- Data line signal integrity maintained at high speeds

Typical Electrical Characteristics



Do you require **custom services?** Just Ask

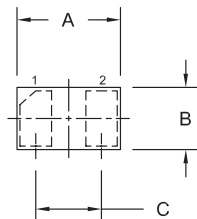
- bare die solutions
- custom interconnect
- packaging options
- specialized testing and up-screening

Maximum Ratings (T _A = 25°C)				Electrical Characteristics: (T _A = 25°C unless otherwise noted)								
PPK (8x20µs)	V _{ESD} (Air)	T _J	T _{stg}	Maximum Reverse Stand-off Voltage V _{RWM}	Breakdown Voltage V _{BR} @ I _T		Test Current I _T	Maximum Reverse Leakage Current I _R @ V _{RWM}	Maximum Clamping Voltage V _C @ I _{PP}	Peak Pulse Current (8x20µs) I _{PP}	Typical Junction Capacitance @ 0V Bias C _J	Maximum Junction Capacitance @ 0V Bias C _J
MAX (W)	MAX (kV)	MAX (°C)	MAX (°C)	(V)	MIN (V)	MAX (V)	(mA)	(nA)	(V)	(A)	(pF)	(pF)
14	20	-55 to +125	-55 to +150	5.0	6.0	10	1.0	100	14	1.0	0.2	0.35

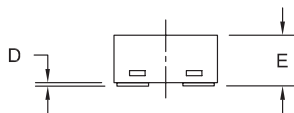
CFTVS5V0BULC

5.0V, Bi-Directional Ultra Low Capacitance Transient Voltage Suppressor in the SOD-882L package

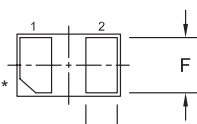
Mechanical Drawing - SOD-882L



TOP VIEW



SIDE VIEW



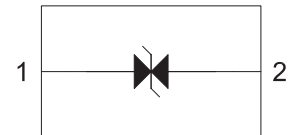
BOTTOM VIEW R2

* Pin 1 chamfer may appear on any corner.

SYMBOL	INCHES		MILLIMETERS	
	MIN	MAX	MIN	MAX
A	0.037	0.041	0.95	1.05
B	0.022	0.026	0.55	0.65
C	0.026		0.65	
D	0.000	0.002	0.00	0.05
E	0.012	0.016	0.30	0.40
F	0.018	0.022	0.45	0.55
G	0.008	0.012	0.20	0.30

SOD-882L (REV:R2)

Pin Configuration



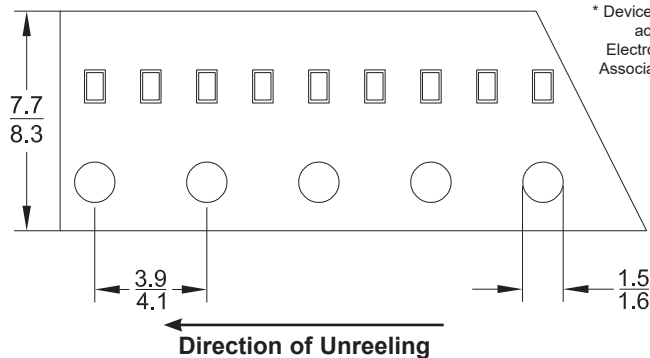
Lead Code:

- 1) Anode 1
- 2) Anode 2

Marking Code: U

Tape Dimensions and Orientation (Dimensions in mm)

Tape Width: 8mm

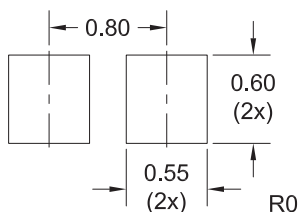


* Devices are taped in accordance with Electronic Industries Association Standard EIA-481-1-A

Packaging Base / Ordering Information

Reel Size	Quantity	Central Item No.
7"	8,000 pcs.	CFTVS5V0BULC TR

Mounting Pad Geometry (Dimensions in mm)



Reel Packing Information

Reel Size	Reels per Box (Maximum)	Parts per Box (Maximum)	Box Dimensions		Shipping Weight (Max.)	
			INCH	CM	LB	KG
7"	9	72,000	9x9x5	23x23x13	3	2
	18	144,000	9x9x9	23x23x23	6	3
	40	320,000	21x9x9	53x23x23	13	6
	108	864,000	27x9x17	69x23x43	34	16

For more information on Central's products and potential solutions:

Call us at: **1.631.435.1110**

Or view online: www.centrasemi.com/featured-products

